

Reduce installation time by 80% or more with PDL pre-assembled doors.

You'll get a perfect fit every time with our pre-assembled doors—saving time, money and effort right where it counts most—on the job site.

PDL doors are specifically designed for fast, tilt-in installation. You just uncrate, set in place, plumb and square, then anchor. That's all there is to it because they come completely assembled.



PDL™ Commercial/Metal Building Doors.




Unassembled problems.



PDL pre-assembled solutions.

Standard cylindrical lever lock.



Pre-assembly lightens the work load so you can work smarter:

- **Installation takes 20-30 minutes, not 4-8 hours**
- Assembled under factory controlled conditions
- A variety of sizes, accessories and styles
- Custom built to your exact job specifications
- No cutting, welding or painting on the job site
- No missing, lost or damaged parts




Work smarter with PDL pre-assembled doors.

PDL door systems arrive in perfect condition, ready to be installed in minutes:

- Packaged in heavy duty wood crating for protection during shipping and at the job site
- Just-in-time delivery

PDL doors for metal buildings feature:

- Standard white or bronze colors
- A full line of accessories and hardware
- Completely insulated doors and frames
- Made-to-order flexibility
- 5-3/4" galvanized frame



16-gauge galvanized subframe to match girt depth.

PDL™ Commercial/Metal Building Doors.

Plus these standard items:



Ball-bearing hinges with non-removable pin.




ADA-approved aluminum threshold.



Adjustable door sweep with drip cap.



Extended header, insulated frame.



Adjustable weatherseal.

Available options:

- Closers
- Panic devices
- Mortise lock with deadbolt
- Lite kits
- Latch guards
- Kick plates
- Push/pull hardware
- Crash chains
- J-trim

Closer.



We provide PDL doors for metal; full and partial masonry; and fire-rated applications.

To find out more about PDL door systems for commercial/metal buildings, simply give us a call.

Mortise lock with deadbolt.

